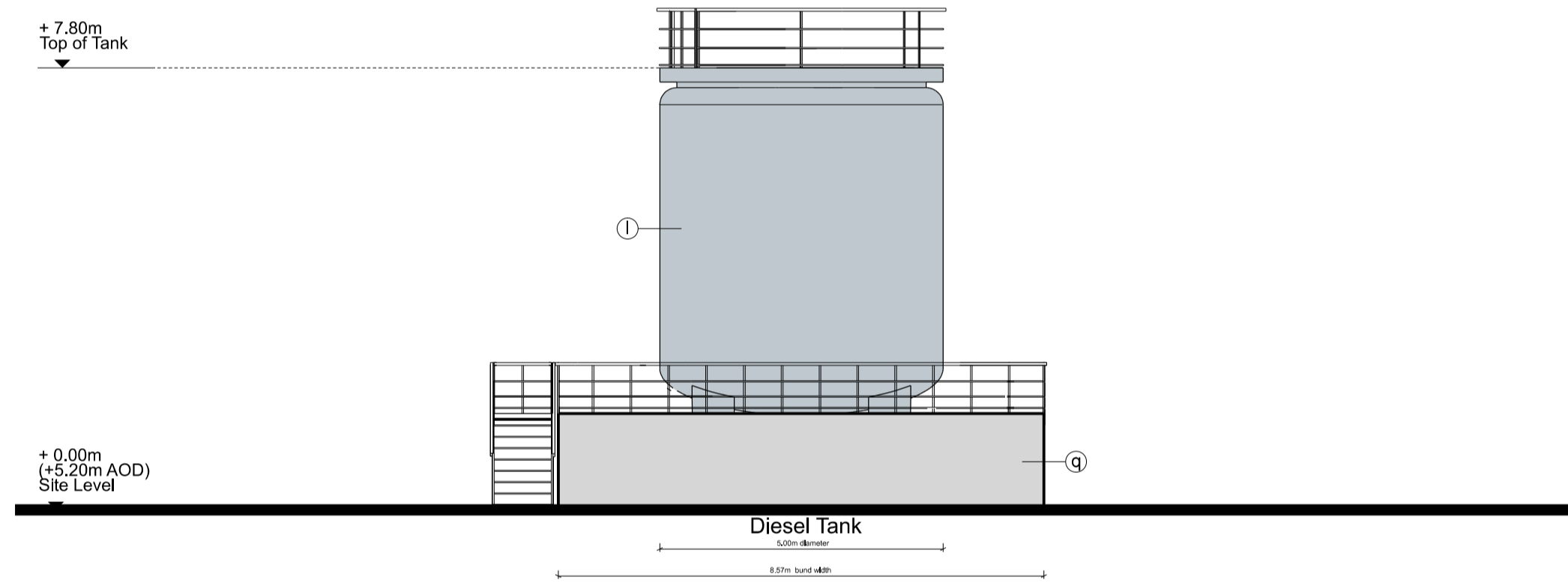
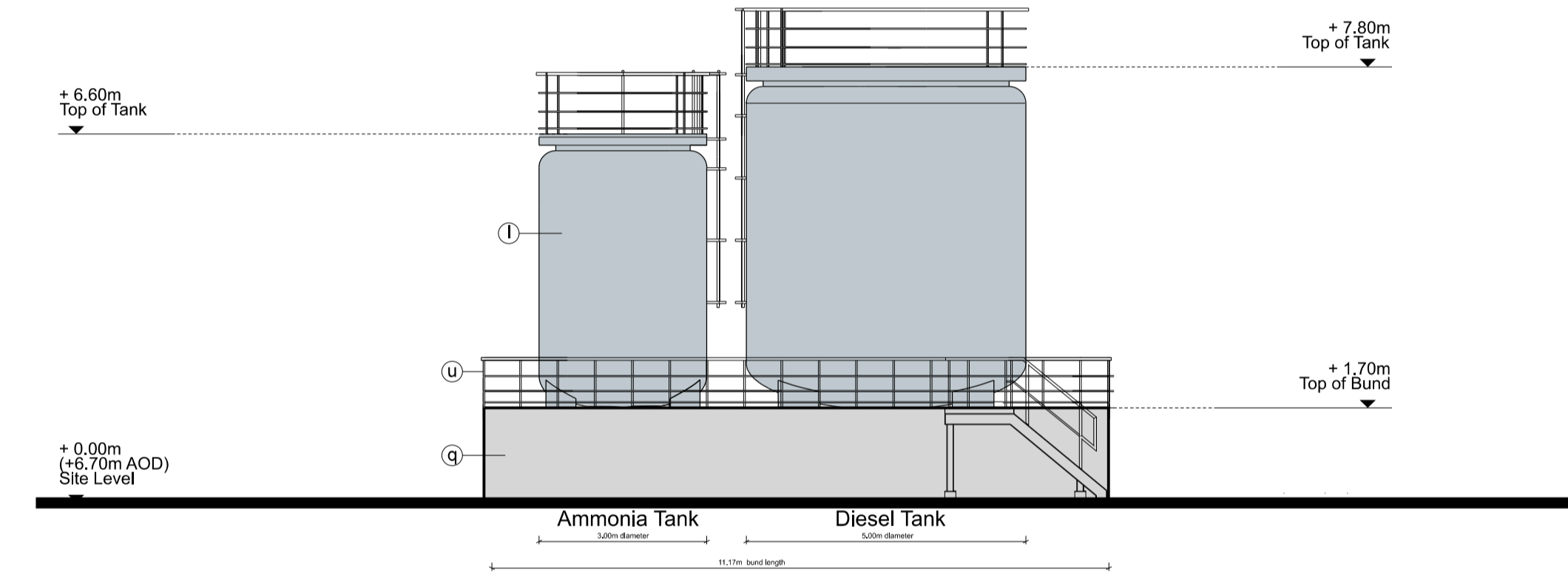


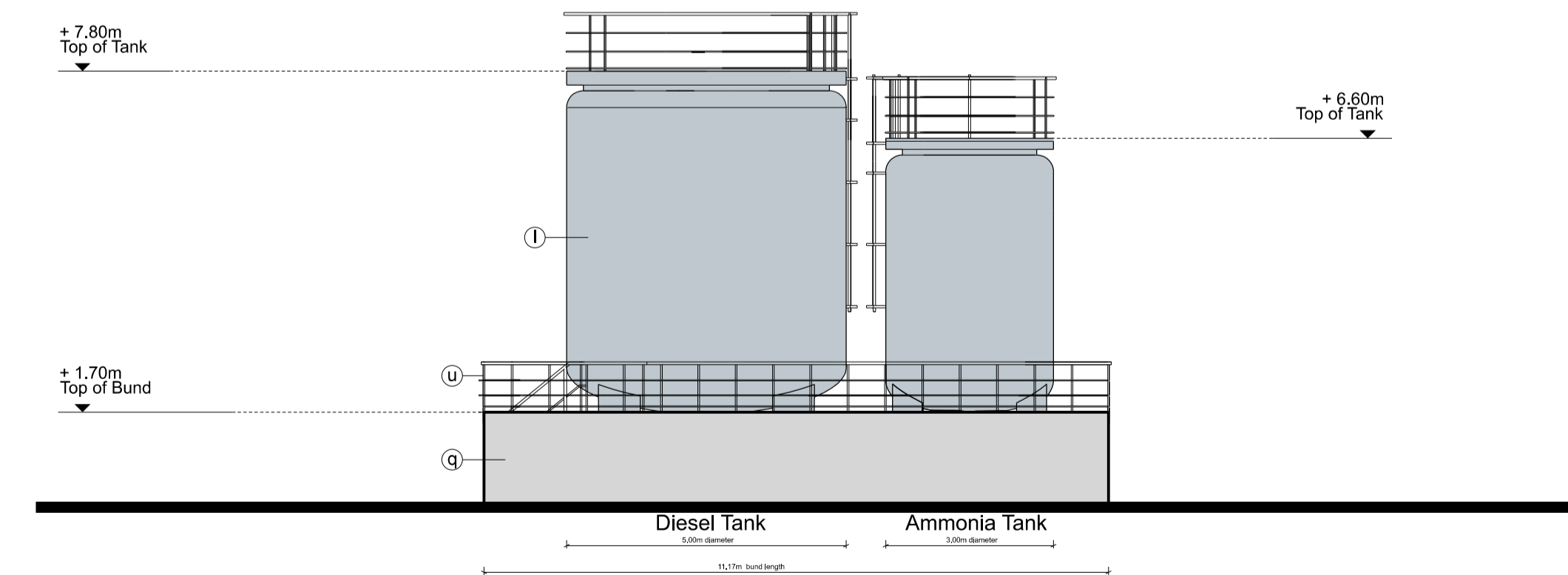
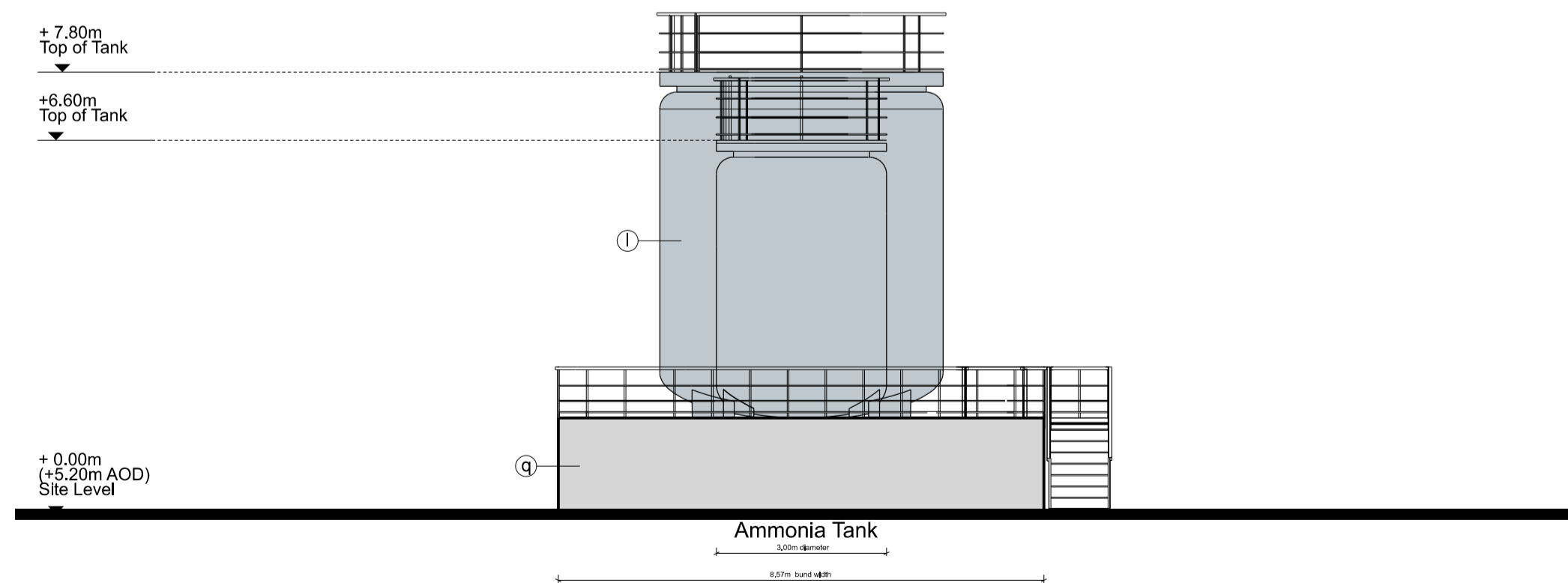
Plan



North Elevation



West Elevation



NOTE

- THIS DRAWING IS COPYRIGHT GSDA LTD.
- THE CONTRACTOR MUST NOT SCALE FROM THE DRAWING ALL DIMENSIONS TO BE TAKEN FROM DIMENSION STRINGS.
- WHERE ANY DISCREPANCIES ARE FOUND BETWEEN DIMENSIONS THESE MUST BE BROUGHT TO THE ATTENTION OF THE ARCHITECTS FOR RESOLUTION.
- WHERE DISCREPANCIES EXIST BETWEEN REFERENCE OR ASSEMBLY DRAWINGS & DETAIL DRAWINGS, THE LATTER TAKE PREFERENCE.

LEGEND	
Ⓐ Kalzip AluPlusPatina standing seam aluminium cladding and flashing Finish: Natural aluminium mill finish, standard	Ⓔ Bespoke PPC flat metal cladding panels and feature railings Colour: Anthracite (RAL 7016)
Ⓑ Metal trapezoidal wall cladding / flashing Colour: Pure Grey (RAL 000 55 00)	Ⓜ Metal paladin security fencing Colour: Anthracite (RAL 7016)
Ⓒ Metal trapezoidal profile roof cladding Colour: Albatross (RAL 240 80 05)	Ⓝ Timber acoustic fence with concrete posts
Ⓓ PPC aluminium louvers, Colour / Finish: Pure Grey (RAL 000 55 00)	Ⓞ Gabion walls
Ⓛ Metal roller shutter doors Colour / Finish: Seren Silver	Ⓟ Polycarbonate wall and roof panels Colour: Clear
Ⓜ Metal roller shutter doors Colour / Finish: Pure Grey (RAL 000 55 00)	
Ⓝ Metal roller shutter doors Colour / Finish: Pure Grey (RAL 000 55 00)	
Ⓞ PPC metal personnel doors Colour: Seren Silver	
Ⓟ PPC metal personnel doors Colour: Pure Grey (RAL 000 55 00)	
Ⓠ PPC metal stack casing, metal ducting, tanks and silos Colour: Oyster (RAL 7035)	
Ⓡ PPC metal stack casing, metal ducting, tanks and silos Colour: Albatross (RAL 240 80 05)	
Ⓢ PPC aluminium framed curtain walling, glazing and personnel doors Colour: Anthracite (RAL 7016)	
Ⓣ Curtain walling glass spandrel panels Colour: Alaska Grey (RAL 7000)	
Ⓤ Knapped Flint Wall	
ⓖ In situ / pre fab concrete plinths, / bunds / retaining walls etc	
ⓗ Engineering brick plinth Colour: Staffordshire Slate Blue Smooth (from Ibstock)	
Ⓢ Flat roofing - Single ply membrane system. Colour: Lead Grey	
Ⓣ Glass entrance canopy and bike shelter canopy	
Ⓤ Galvanised steel	

Note: All materials, finishes and colours will be as stated or similar approved.

PROJECT		FORD CIRCULAR TECHNOLOGY PARK	
DRAWING		Diesel and Ammonia Tank Elevations	
FOR PLANNING	-	21/03/16	Issued for planning
1:100@A1 SCALE		21/03/16	DATE
1404 PL355		-	REVISION
DWG. NO.			

GSDA
GARRY STEWART DESIGN ASSOCIATES

Highlands House, Office 300A, 165 The Broadway, Wimbledon, London, SW19 1NE
T. 020 8544 8085